



# KIPP Delta College Prep

## It's hard to believe,

but KIPP Delta College Prep completed its fifth school year this past spring! As we embark on another year of hard work, we would like to pause and highlight some of the exciting "firsts" we experienced in the 2006-2007 school year.

The Class of 2010, our initial class of fifth graders, moved into ninth grade, and KIPP Delta expanded to high school along with them. These students have climbed from the 29th to the 91st percentile in Math and from the 29th to the 84th percentile in Language during their four years at the KIPP middle school. By the end of the school year, 100% of this class had passed the Arkansas Algebra End-of-Course Exam.

Students took the lead last year on forming our first Student Government. After two weeks filled with school-wide debates, campaign stops, and even pollsters, KIPP students cast their ballots to elect a Student Body President, Vice President, and two Senators from each grade level. The newly formed Student Government spent the year writing a constitution, learning parliamentary procedure, and planning the first-ever DCPS Spirit Week. The Student Government also found time to visit the Arkansas Capitol where they met legislators, were recognized on the Senate floor, and made a presentation to the Legislative Black Caucus.

In an effort to improve extracurricular opportunities for students, KIPP Delta formally launched our first two performance groups, the KIPPster STEPPers and the KIPP Delta Drumline. These groups practiced after school and on Saturdays to prepare for performances in local parades and school assemblies. The KIPPster STEPPers made us all proud when they brought home Third Place in the Delta Sigma Theta Talent Show!

Finally, KIPP Delta also received the first gifts from local community members to begin building a high school and gymnasium for our growing school. We are extremely grateful for the leadership shown by the McCloskey family, Bettye and Dick Hendrix and the Helena Health Foundation that has helped KIPP Delta launch our Capital Campaign.

## 2006 - 2007 SCHOOL STATISTICS

### Student Body

260 Students in Grades 5-9  
97% Attendance Rate  
94% African American  
5% Caucasian  
1% Hispanic or Latino  
85% Qualified for Free or Reduced Lunch  
7% Received Special Education Services  
Average NCE gain of students after 4 years at KIPP:  
39 NCE gains in Math  
33 NCE gains in Language  
Gains of 5 NCE per year are considered exceptional  
\*NCE stands for Normal Curve Equivalent

### Academic Program

#### Courses offered in Middle School (5th-8th grade)

|                    |                    |
|--------------------|--------------------|
| Language Arts      | Math               |
| Reading            | Algebra I          |
| Science            | Social Studies     |
| Career Orientation | Art & Music        |
| Technology         | Physical Education |

#### Courses offered in High School (9th grade)

|                    |                      |
|--------------------|----------------------|
| English Literature | Algebra II           |
| Civics             | Geometry             |
| Biology            | Spanish              |
| Speech             | Health & Life Skills |
| Drama              | Physical Education   |

#### Activities

Drumline  
Step team  
Chess  
Guitar

#### Sports

Basketball  
Tennis  
Track

## For More Information

The best way to understand the unique culture of KIPP Delta is to visit our school in person. Contact Scott Shirey or Abbey Leachman at 870.753.9444 to schedule a tour to meet the hardest working students in the Delta.



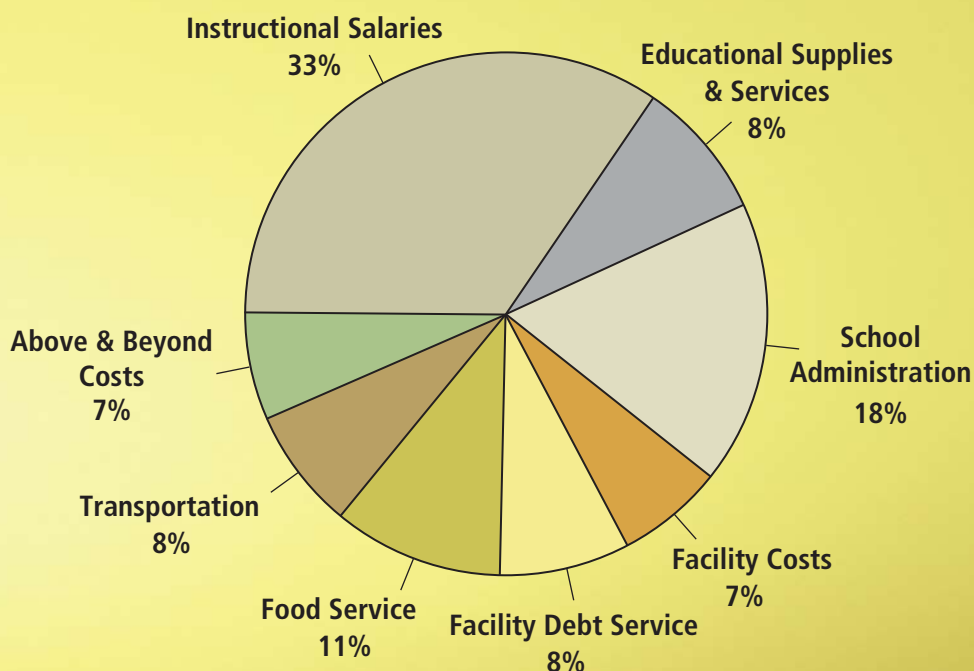
## REVENUES

|                                |                     |
|--------------------------------|---------------------|
| State Allocation               | \$ 1,519,099        |
| NSLA Funding                   | 282,240             |
| Federal Entitlements           | 211,585             |
| Shirt and Miscellaneous Sales  | 71,512              |
| Federal Meal Reimbursement     | 161,412             |
| Grants, Donations, Fundraising | 776,991             |
| <b>Total Revenues</b>          | <b>\$ 3,022,839</b> |

## EXPENDITURES

|                                            |                     |
|--------------------------------------------|---------------------|
| Personnel Salaries                         | \$ 1,046,261        |
| Facility Maintenance                       | 149,794             |
| Administration                             | 83,794              |
| Educational                                | 849,971             |
| Facility Debt Service                      | 184,537             |
| Capital Expenditures                       | 341,601             |
| <b>Total Expenditures</b>                  | <b>\$ 2,655,958</b> |
| <b>Excess of Revenue over Expenditures</b> | <b>\$ 366,881</b>   |

## 2007-2008 Projected Operating Budget



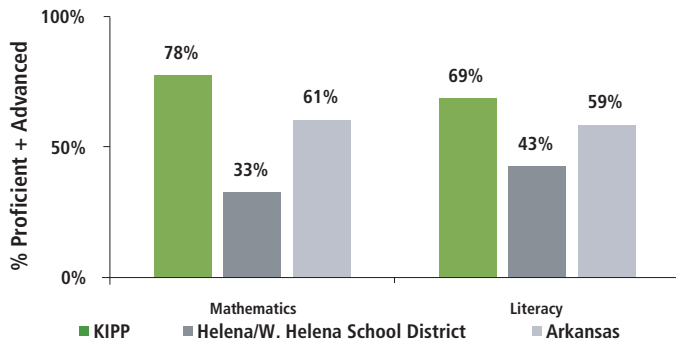
## ABOVE & BEYOND COST BREAKDOWN

|                                     |     |
|-------------------------------------|-----|
| Staff Cell Phones for Student Calls | 2%  |
| Student Uniforms                    | 8%  |
| Saturday School                     | 13% |
| Special Activities                  | 4%  |
| End of Year Field Lessons           | 73% |

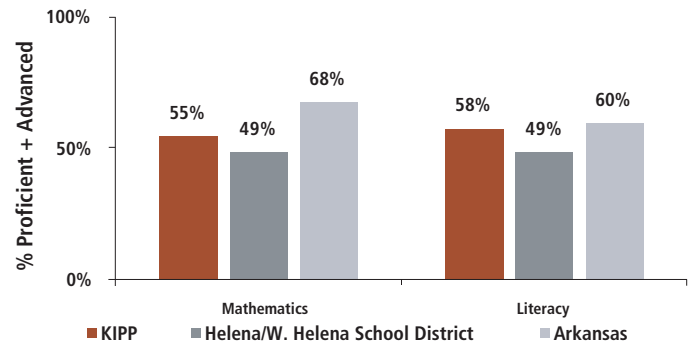
# KIPP ● Delta College Preparatory Arkansas Benchmark Exam Results

This test measures how well students have learned a set of academic skills established by the state. State criterion-referenced tests allow us to see how well KIPP schools performed in a given year, as compared with state standards and district and state averages. Subjects required by the state at each grade level may vary.

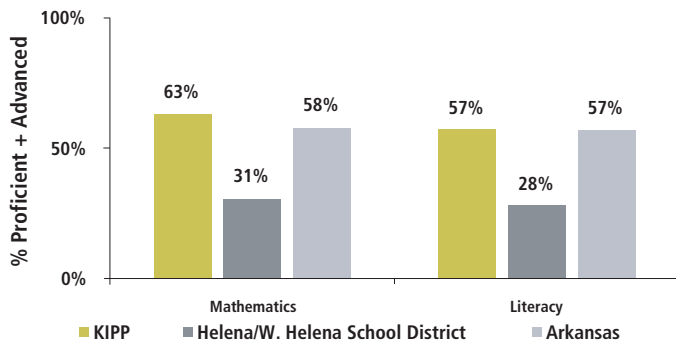
## 5th GRADE



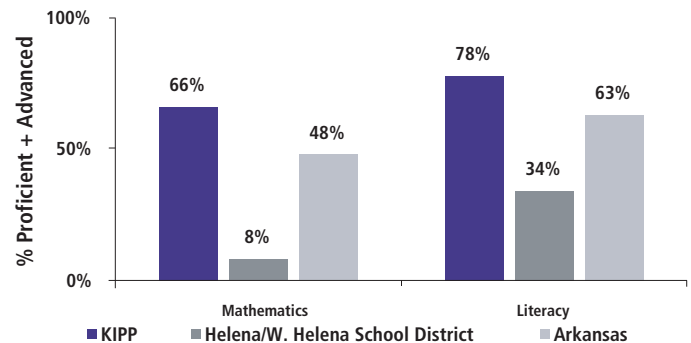
## 6th GRADE



## 7th GRADE

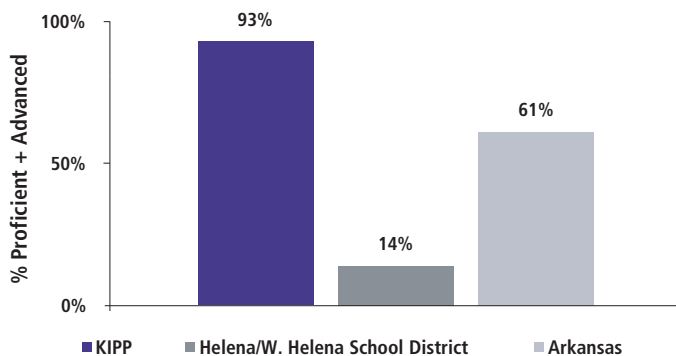


## 8th GRADE

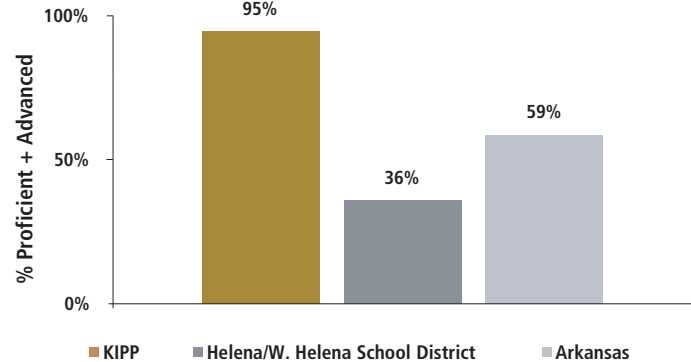


## End-of-Course Exam Results

### Algebra I\*



### Geometry\*



\*District and state comparisons are made against all students that took each exam, regardless of grade level. 80% of the KIPP Delta College Preparatory students who tested in Algebra I were in 8th grade. The remaining were 9th graders. All students who tested in Geometry were in 9th grade.

# KIPP: Donors

The following donors provided an exceptional level of financial support during the 2006-2007 school year to provide excellent teaching, educational opportunities, and capital funding for our growing school. We cannot say thank you enough!

The Walton Family Foundation  
Bettye & Dick Hendrix  
The Helena Health Foundation  
Charter School Growth Fund  
Southern Financial Partners  
Energy Charitable Foundation  
NORAC, Inc.  
Chet & Olive McCloskey

Edward Grauman  
Cathy & Ernest Cunningham  
Delta Regional Authority  
Witsell, Evans, Rasco  
Edie & Cotter Cunningham  
Mark Nichols  
Phillips County Community Foundation

KIPP would also like to thank the following supporters for the time, energy & resources they dedicated to our school and students last year.

KIPP Foundation Staff  
Arkansas Legislative Black Caucus  
Governor Mike Beebe  
State Senator Steve Bryles

Teach for America  
U.S. Senator Blanche Lincoln  
U.S. Senator Mark Pryor  
U.S. Representative Marion Berry

## KIPP Delta Board Members

**Cathy Cunningham, Chair**  
Southern Financial Partners

**Darryl Cobb**  
KIPP Foundation

**Theo Parham**  
Family Counseling Services

**Dorothy Michel**  
Registered Nurse Practitioner

**Alma Rattler**  
Phillips County Developmental Center

**Chalk Mitchell**  
Attorney at Law

**Chris Allen**  
Energy Arkansas

**Andre Valley**  
Attorney at Law

**Mark Nichols**  
Wesley K. Clark & Associates

**Brent Black\***  
Southern Bancorp

**Jemar Tisby\***  
Graduate Student, Reformed Theological Seminary

**Ron Nurnberg\***  
Teach for America

\*These newly elected Board Members begin their three year terms in July 2007.



## KIPP Delta College Preparatory Schools

215 Cherry Street · Helena, AR · 72342 · 870.753.9444 · [www.deltacollegeprep.org](http://www.deltacollegeprep.org)  
KIPP Delta, Inc., is an equal opportunity provider and employer.

## 2006-2007 Staff Information

1 School Director  
3.5 Office Staff  
15 Teachers  
93% Certified  
27% with a Masters Degree

### Colleges Represented

Purdue University  
New York University  
University of North Carolina Chapel Hill  
Duke University  
University of Arkansas Pine Bluff / AM & N  
Baylor University  
Spelman College  
Cornell University  
University of Georgia  
Auburn University  
Rhodes College  
University of Notre Dame  
University of Massachusetts Amherst  
Tennessee State University  
University of Arkansas Little Rock  
Colby College